

Microsoft Partner
Silver Application Development

FIRSTSPORTS

GM – Constituent Body

CB Access & Permissions

Introduction

Super users at Constituent Bodies can have a higher level of access to their clubs. Each CB has a number of clubs that fall under the governance. Therefore individuals with the correct roles at their respective CB;s can view and edit content on their clubs databases.

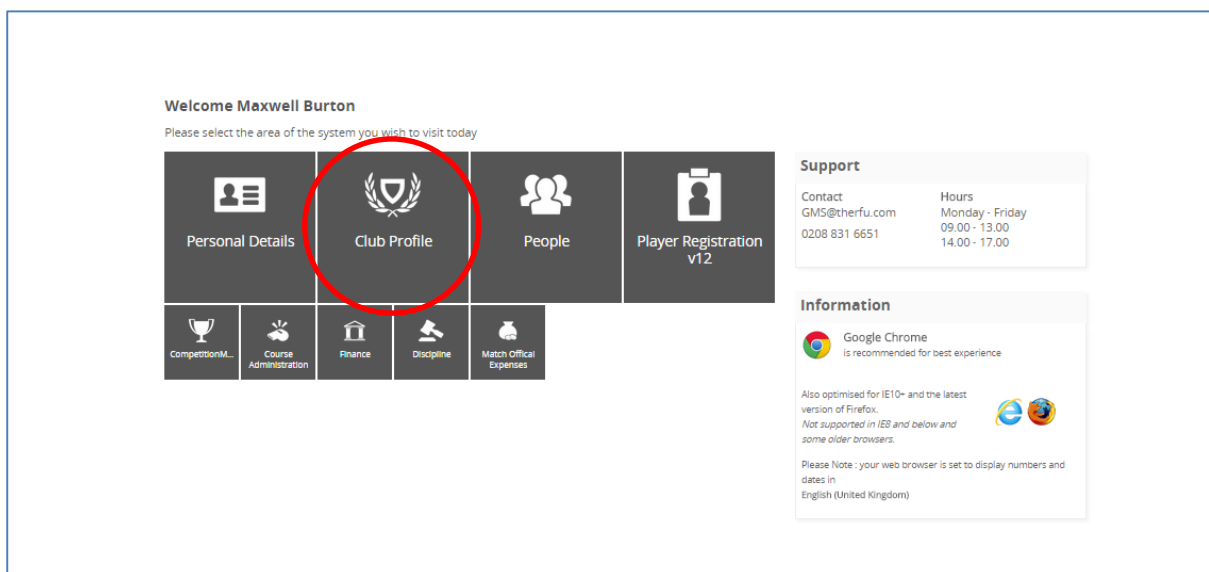
They can also search and return data relevant across all their respective clubs.

1. CB Dashboards

Like clubs, each CB have their own dashboard. The difference with a CB dashboard and a clubs is that they display statistics for the whole CB. Data relating to all the CB's clubs will be aggregated and displayed on the dashboard. Currently the CB has two dashboards.

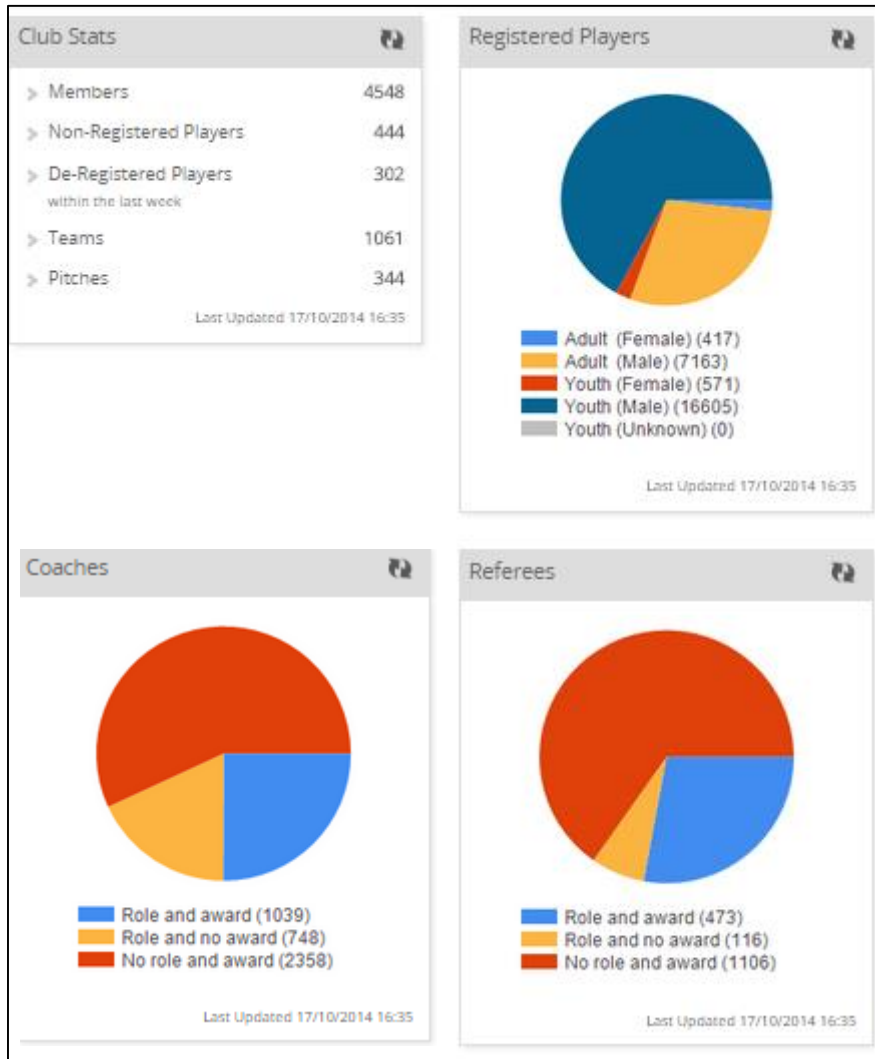
1. Club Profile
2. People

From the tile menu, select Club Profile



The statistics relate to all clubs across the CB,including

- Registered Player numbers by gender and section (Youth, Adult Male, Adult Female)
- Coaches with and without Quaficaitons
- Referees with and without Qualifications
- Total number of pitches
- Total number of Teams
- Members



Select People

Welcome Maxwell Burton

Please select the area of the system you wish to visit today

Personal Details

Club Profile

People

Player Registration v12

Support

Contact: GMS@therfu.com, 0208 831 6651

Hours: Monday - Friday, 09.00 - 13.00, 14.00 - 17.00

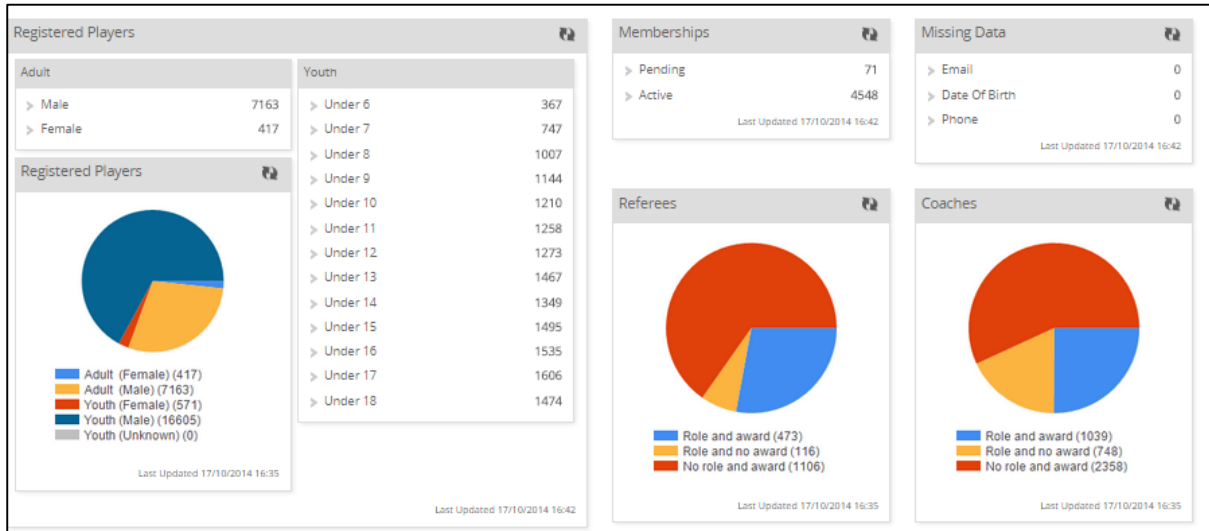
Information

Google Chrome is recommended for best experience

Also optimised for IE10+ and the latest version of Firefox. Not supported in IES and below and some older browsers.

Please Note: your web browser is set to display numbers and dates in English (United Kingdom)

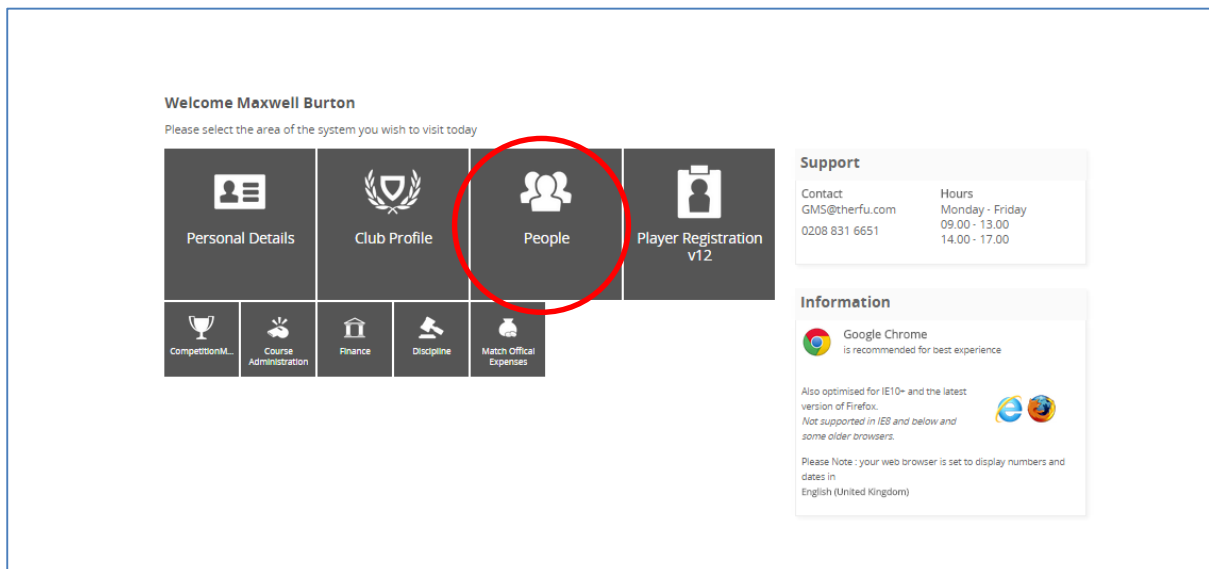
The people dashboard provides a further insight into CB clubs, by showing a breakdown of player by age.



2. Searching Clubs

As a CB Super User, it is possible to search across all clubs and break down the data into specific chunks (management reporting)

To complete a search across clubs, select **People**



Select Everyone

At the top of the everyone grid, select Search All Permitted Clubs

This will return all clubs 'Everyone' grids. Listing the club the individual is from.

The Grid can then be filtered by any of the column headings. i.e. The CB Super user only wants to display Club = Invincibles/Role = Coach/Qualification = Level 1

Club	Role	Award Qualification Name
Starts With	Is One of	Is One of
Invinc	Coach	1st4Sport Level 1
	Coach	RFU Coaching Award, Referee Assessment Award, ...

By entering those details in the filters and Search, only individuals at Invincibles RFC with the role of Coach and holding a L1 coaching qualification will be returned

Betelguse RFU (CB)												New Member	Export	Email	Bulk Upload
First Name	Last Name	Club	RFUID	Date Of Birth	Address	Phone	E-mail	Balance	Source	Member	Contact	Player	Player Type	Filters	
Maxwell	Test	Invincibles RFC	1099807	09/01/1979	200 Whitton Road Twic	(0) 1 919 1122343		0.00	Contact	Yes	Yes	No			

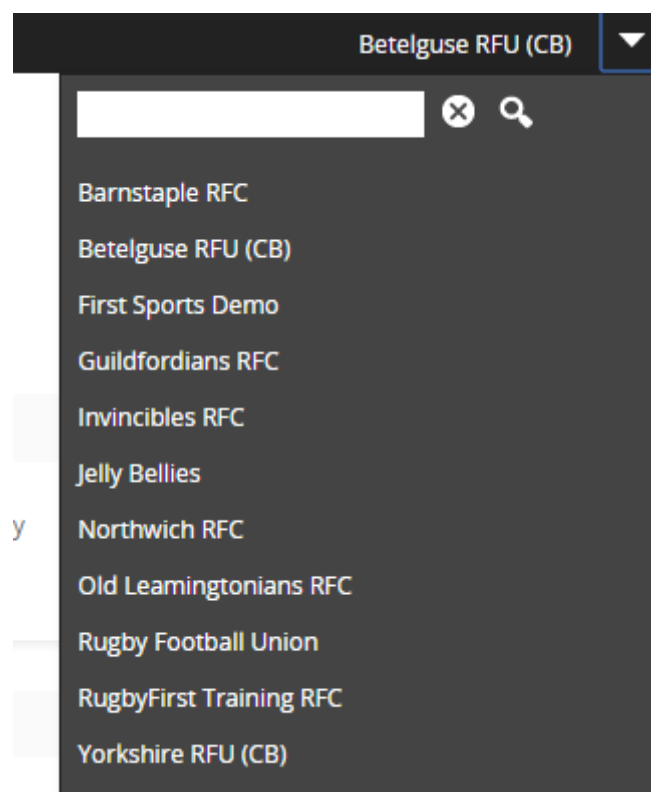
Once the individuals have been returned, the CB can then select those individuals and;

- Email
- Export
- Apply for DBS

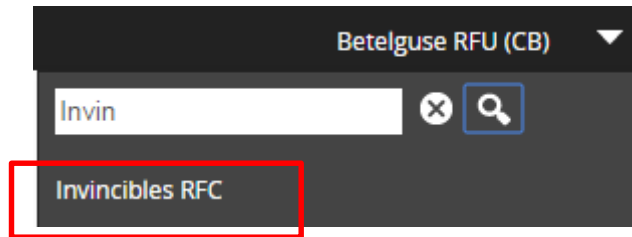
3. Viewing Club pages

Being a CB Super user enables the user to search for a club and go directly to that clubs page.

To do this, select the Search at the top right of the screen



Enter the name of the club (this can only be completed if the club is in the CB) Select the club



This will load the tiles, specifically for that club. As a super user it is then possible to view that clubs details.

